

Oil Resistant Pipe Plugs

These pipe plugs are molded of special NBR-CR rubber, reinforced with Kevlar® tire cording. All pipe plugs are test-designed at three times their working pressure (required inflation pressure) to ensure durability and safety. Due to their light weight and short length, Sava plugs are easy to handle even in large diameter sizes. All plugs are equipped with quick-connect couplings and nipples. Equipped with standard R 1/4" quick connect coupler.

* NBR = Nyltril-butadiene rubber. * CR = Chloroprene rubber

Also available with bypass - see details below



(SAE) LARGE MULTI SIZE OIL RESISTANT PNEUMATIC BLOCKING PIPE PLUGS (Plugy)

AMERICAN SAE ITEM #	PLUGGY TYPE INCH	ID PIPE DIAMETER INCH		PLUG SPECS (DEFLATED)			EYE BOLT SIZE mm	INFLATION PRESSURE	
		MIN INCH	MAX INCH	DIAMETER INCH	CYLINDER LENGTH	PRODUCT WEIGHT		REQUIRED PSI	VALVE TYPE
526621	1.6"-2.8"	1.6"	2.8"	1.4"	7.8"	0.7 lbs	6mm	36 PSI	R 1/4"
526622	2.8"-6"	2.8"	6"	2.7"	13.4"	1.3 lbs	6mm	36 PSI	R 1/4"
60506	4"-8"	3-5/8"	8"	3-1/2"	19-1/2"	3 lbs	6mm	36 PSI	R 1/4"
60507	6"-12"	5-5/8"	12"	5-1/2"	21"	6 lbs	8mm	36 PSI	R 1/4"
60510	8"-16"	7-1/2"	16"	7-3/8"	23"	8 lbs	8mm	36 PSI	R 1/4"
526623	12"-21"	10-3/4"	21"	10.7"	26.6"	13.23 lbs	8mm	36 PSI	R 1/4"
60511	14"-24"	13"	24"	12-1/2"	33"	23 lbs	10mm	36 PSI	R 1/4"
526624	15"-30"	14"	30"	13.5"	42.7"	24.03 lbs	10mm	36 PSI	R 1/4"
510070	20"-40"	19"	40"	18-1/2"	46"	42 lbs	10mm	21.6PSI	R 1/4"
526626	24"-48"	23"	48"	22.6"	59"	82.5 lbs	10mm	21.6PSI	R1/4"
528252	30"-60"	25"	60"	23.6"	90.6"	147.71 lbs	10mm	14.5PSI	R 1/4"

LARGE MULTI SIZE OIL RESISTANT BLOCKING PIPE PLUGS WITH BYPASS (Plugy)

ITEM #	PLUGGY TYPE INCH	ID PIPE DIAMETER INCH		PLUG SPECS (DEFLATED)			BYPASS INCH	EYE BOLT SIZE mm	INFLATION PRESSURE	
		MIN INCH	MAX INCH	DIAMETER INCH	CYLINDER LENGTH	PRODUCT WEIGHT			REQUIRED PSI	VALVE TYPE
526637	4"-8"	3-5/8"	8"	3-1/2"	19-1/2"	8 lbs	1" FIPT	6mm	36 PSI	R 1/4"
526636	6"-12"	5-5/8"	12"	5-1/2"	21"	12 lbs	1" FIPT	8mm	36 PSI	R 1/4"
526635	8"-16"	7-1/2"	16"	7-3/8"	23"	20 lbs	2" FIPT	8mm	36 PSI	R 1/4"
526634	12"-21"	10-3/4"	21"	10.5"	24"	30 lbs	2" FIPT	8mm	36 PSI	R 1/4"
526633	14"-24"	13"	24"	12-1/2"	33"	40 lbs	2" FIPT	10mm	36 PSI	R 1/4"
526631	15"-30"	14"	30"	13.5"	42"	50 lbs	2" FIPT	10mm	36 PSI	R 1/4"
526628	20"-40"	19"	40"	18-1/2"	46"	80 lbs	2" FIPT	10mm	21.6PSI	R 1/4"
526627	24"-48"	23"	48"	23"	64"	113 lbs	4" FIPT	10mm	21.6PSI	R1/4"
528252	30"-60"	25"	60"	23.5"	90"	180 lbs	4" FIPT	10mm	14.5PSI	R 1/4"

Maximum allowable backpressure - Back pressure measured in dry iron pipe (PSI).

Pluggy Pluggy Size (inches)	SAE Pipe Diameter (inches)														
	4"	6"	8"	10"	12"	14"	16"	20"	24"	32"	40"	48"	52"	56"	60"
4 - 8"	31.91	24.66	18.85												
6 - 12"		31.91	29.01	20.30	17.40										
8 - 16"			31.91	29.01	24.66	21.75	17.40								
12 - 21"					29.01	24.66	21.75	17.40							
14 - 24"						30.46	27.56	23.20	18.85						
15 - 30"							29.01	27.56	20.30						
20 - 32"								26.11	20.30	15.95					
20 - 40"								14.50	11.60	8.70	7.25				
24 - 48"									14.50	10.15	8.70	7.25			
30 - 60"										14.50	13.05	10.15	8.70	7.25	5.80

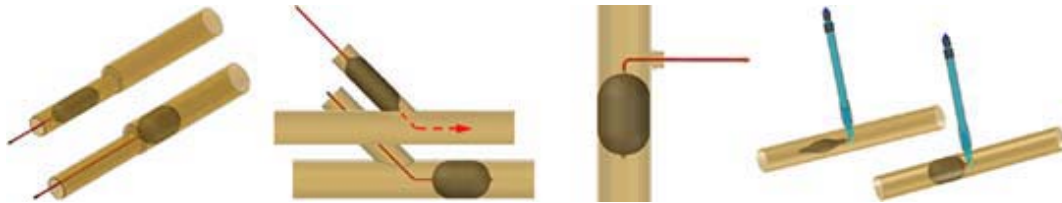
Gas Bag Plugs



Sava Gas Plugs can be inserted through small cavities and expanded inside the pipe. Anti corrosive brass design is ideal for gas and liquid applications where spark resistant materials are required. Sava gas plugs are noted for their high resistance to back-pressures, up to 15 PSI. Bypass, repairs, section replacement and testing can be done without interruption of utility service. Available with bypass for testing and blocking or without bypass for blocking. Available with or without sensor.

Note: These plugs are made of *NR-SBR rubber. Plugs made of neoprene rubber are also be available.

*NR = Natural rubber * SBR = Styrene-butadiene rubber.




Sava Gas Plugs are compact and can be hot tapped through a very small opening, into gas mains, under pressure.

SAE GAS PLUGS PLUGY G										
SAE		ID PIPE DIA		PLUG SPECS (DEFLATED)			REQUIRED	MAX BACK		INSERTION
ITEM	TYPE	MIN	MAX	DIAMETER	CYLINDER	WEIGHT	INFLATION	PRESSURE		SIZE
#		INCH	INCH	INCH	LENGTH	LBS	MAX PSI	PSI	HEAD	NPT
511807	G1 (2-3")	1.8"	3.2"	1.8"	11.2"	0.64	43	14.4	35'	1.4"
511808	G2 (3-5")	3"	5.2"	3.0"	14.4"	0.81	36	14.4	35'	1.6"
511809	G3 (4-6")	4"	6.4"	3.9"	16.8"	1.23	29	14.4	35'	1.8"
511810	G4 (6-8")	5.8"	8.4"	5.6"	20.4"	1.72	29	14.4	35'	2"
511811	G5 (8-12")	8"	12.6"	8"	29.2"	2.75	29	14.4	35'	2.8"
519420	G6 (12-20")	12"	20"	12"	38"	3.19	22	11.5	35'	3.6"

SAE GAS PLUGS (WITH BYPASS) PLUGSY GM											
SAE		ID PIPE DIA		PLUG SPECS (DEFLATED)			REQUIRED	MAX BACK		INSERTION	BYPASS
ITEM	TYPE	MIN	MAX	DIA	TOTAL	WEIGHT	INFLATION	PRESSURE		SIZE	DIAMETER
#		INCH	INCH	INCH	LENGTH	LBS	MAX PSI	PSI	HEAD	NPT	INCH
511812	GM1 (2-3")	1.8"	3.2"	1.8"	19.6"	1.56	43	14.4	35'	1.4"	0.2"
511813	GM2 (3-5")	3"	5.2"	3.0"	22.8"	1.74	36	14.4	35'	1.6"	0.2"
511814	GM3 (4-6")	4"	6.4"	3.9"	25.8"	2.22	29	14.4	35'	1.8"	0.3"
511815	GM4 (6-8")	5.8"	8.4"	5.6"	30.4"	2.68	29	14.4	35'	2"	0.3"
511816	GM5 (8-12")	8"	12.6"	8"	42.4"	3.78	29	14.4	35'	2.8"	0.3"
519421	G6 (12-20")	12"	20"	12"	51.2"	4.18	22	11.5	35'	3.6"	0.8"

Available accessories for oil resistant plugs and gas bags:

Inflation Controller



Rotate knurled nut to deflate

Shut-off valve

Inflation Controller Protects equipment from over inflation damage and controls pressure with accurate gauge (required use for warrantee claims). Nickel plated brass 1/4" quick-connect couplings with stainless steel bearings for long life. Liquid filled stainless steel gauge. Stainless gas ball valve. Precision machined brass safety relief over pressure relief valve eliminates over-inflation hazards; available in 7.25, 15, 22, and 36 PSI. 60 PSI output pressure gauge. Maximum input pressure 120PSI recommended. For higher input pressures please request custom controller configurations. Custom controllers and gauges are also available.

Inflation Hoses



SAE

3/8"ID all-weather inflation hoses. Weather stability from -40F to +212F, also resistant to oil & fuel degradation & remains flexible in low temperatures. Fiber reinforcement braid insures minimum burst pressure of 1,000 PSI.

Item#	Length	Fittings	Color
77682S16	16'	SAE	Yellow
77682S32	32'	SAE	Yellow
76683S16	16'	SAE	Red
76683S32	32'	SAE	Red
77679S16	16'	SAE	Blue
77679S32	32'	SAE	Blue
77680S16	16'	SAE	Green
77680S32	32'	SAE	Green
77678S16	16'	SAE	Black
77678S32	32'	SAE	Black

Inflation/Lift Hoses

Lift hose shown here with inline gauge (not included)



Inflation / Lift Hose. Custom fitted with gauges, dump valves, over inflation relief valves, etc. (please specify requirements).

Standard inclusions:
polypropylene braided sheathing with aluminum alloy attachment carabineers, nickel plated, brass 1/4" quick-connect/ disconnect coupling and nipple with stainless steel bearings for long service life. Solid machined stainless steel couplers available on request.

***Custom fittings and gauges extra (please call for price)**

Part#	Length	I.D.	Weight
60957	16'	5/16"	2 lbs
60958	32'	5/16"	4 lbs

FlowPoP Spill Control for Storm Drains

FlowPoP™ Sizes:

Single Port Plugs:

- FlowPoP 120 Plug for 12 inch pipe
- FlowPoP 150 Plug for 15 inch pipe



Dual Port Plugs:

- FlowPoP 1800 Plug for 18 inch pipe
- FlowPoP 2400 Plug for 24 inch pipe
- FlowPoP 3000 Plug for 30 inch pipe
- FlowPoP 3600 Plug for 36 inch pipe
- 42" & 48" sizes are also available



Call for pricing

Each plug comes with:

- Labeled storage bags
- Hardware Case
- 2" ball valves for front of each port
- Preset air pressure relief valves
- Street - L assembly
- Strainer (dual port plugs only)
- 3/8 in. ball valve air pressurization unit
- Quick release dust caps for each port front and back

FlowPoP Sets:

Complete Set:

All 6 plugs with carry cases & hardware

DOT Set:

FlowPoP 1800, 2400, 3000, 3600, carrying cases & hardware for each plug

Complete Set:

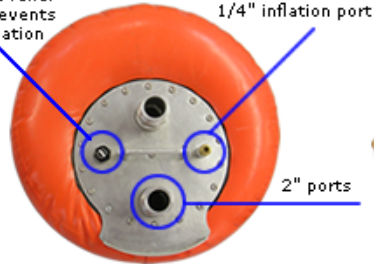
8 plugs - 12" thru 48"

42" and 48" FlowPoP sizes do not come with carry/storage bag*

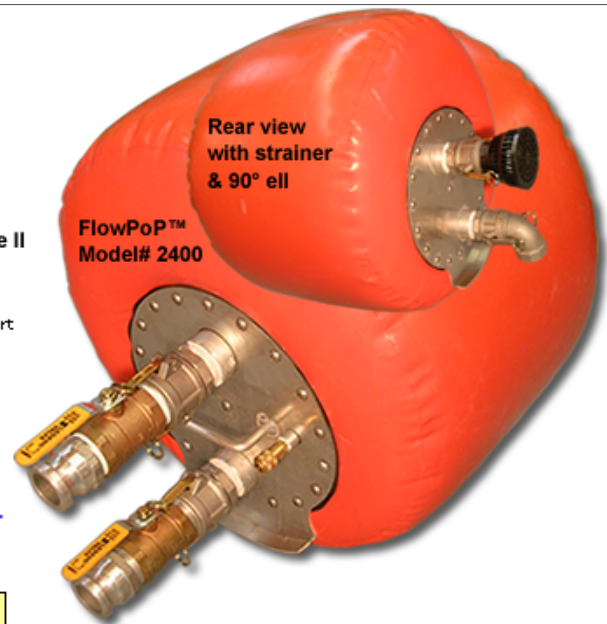
Who will benefit from using FlowPoP™?

- First Responders
- Hazmat Teams
- Private Remediation Companies
- Underground Construction Companies
- Storm Water Utilities
- Excellent tool for complying with Phase II Clean Water Act for stormwater run-off

pressure relief valve prevents over-inflation

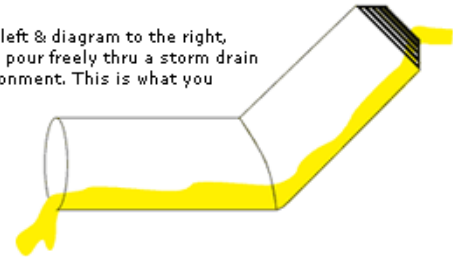


- Flow control/containment device for open-end drain pipe systems
- Intrinsically safe
- Non-pyrophoric materials
- ****Impervious to hydrocarbons and 99% of all chemicals****

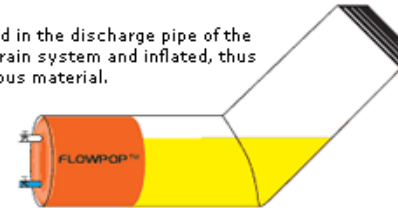


FlowPoP™ works by using storm drains to contain and remediate contaminates from spills or accidents. In the past, allowing the spill to reach a storm drain was a disaster as that was one of the primary ways for a spill to contaminate the surrounding ecosystem. Now with FlowPoP™ the storm drain becomes an advantage in containment and remediation.

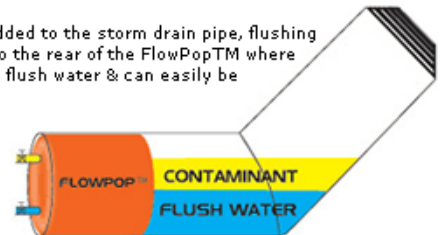
In the image to the left & diagram to the right, liquid contaminants pour freely thru a storm drain impacting the environment. This is what you want to avoid!!



FlowPoP™ is inserted in the discharge pipe of the contaminated storm drain system and inflated, thus containing the hazardous material.



Flush water is now added to the storm drain pipe, flushing hazardous material to the rear of the FlowPoP™ where it separates from the flush water & can easily be recovered.



A HAZMAT Team can now safely recover all hazardous material & decontaminate the storm drain pipe using FlowPoP™.

